




# UCS clicker replacement




## Remove the old clicker



Grab the sides of the old clicker.



Place your finger on the top of the clicker.



Turn the clicker loose by pushing the top of the clicker down and pulling the sides up.

## Install the new clicker



Place the new clicker on the pullbar.



Push the clicker in the pullbar.



You are done.